





























LOOKING FORWARD

The actual activity for the period to September 30, 2010 is included in the chart below. The forecast activity thereafter is subject to change as circumstances warrant.

Location	Fiscal 2011				Fiscal 2012			
	2010	2010	2010	2011	2011	2011	2011	2012
	April – June	July – Sept.	Oct. – Dec.	Jan. – March	April – June	July – Sept.	Oct. – Dec.	Jan. – March
India								
D6	Continuous Drilling							
D4								
NEC-25								
Pakistan *								
Madagascar *	Seismic							
Kurdistan *								
Indonesia								
Bone Bay								
Cendrawasih		Seismic						
Cendrawasih II				Seismic				
Cendrawasih III*			Seismic					
Cendrawasih IV*			Seismic					
East Bula *		Seismic						
Halmahera-Kofiau *	Seismic		Seismic					
Kofiau *								
Kumawa								
Seram *		Seismic						
S. Matindok *								
S.E. Ganal *								
West Papua IV *		Seismic						
West Sageri *								
Trinidad								
Block 2AB *			Seismic					
Guayguayare *				Seismic				
Central Range						Seismic		



Drilling completed and planned by the Company

Seismic

Seismic work completed and planned by the Company

*

Block operated by the Company