

Figure 1: Overview of Sampling at Rajapalot, Finland

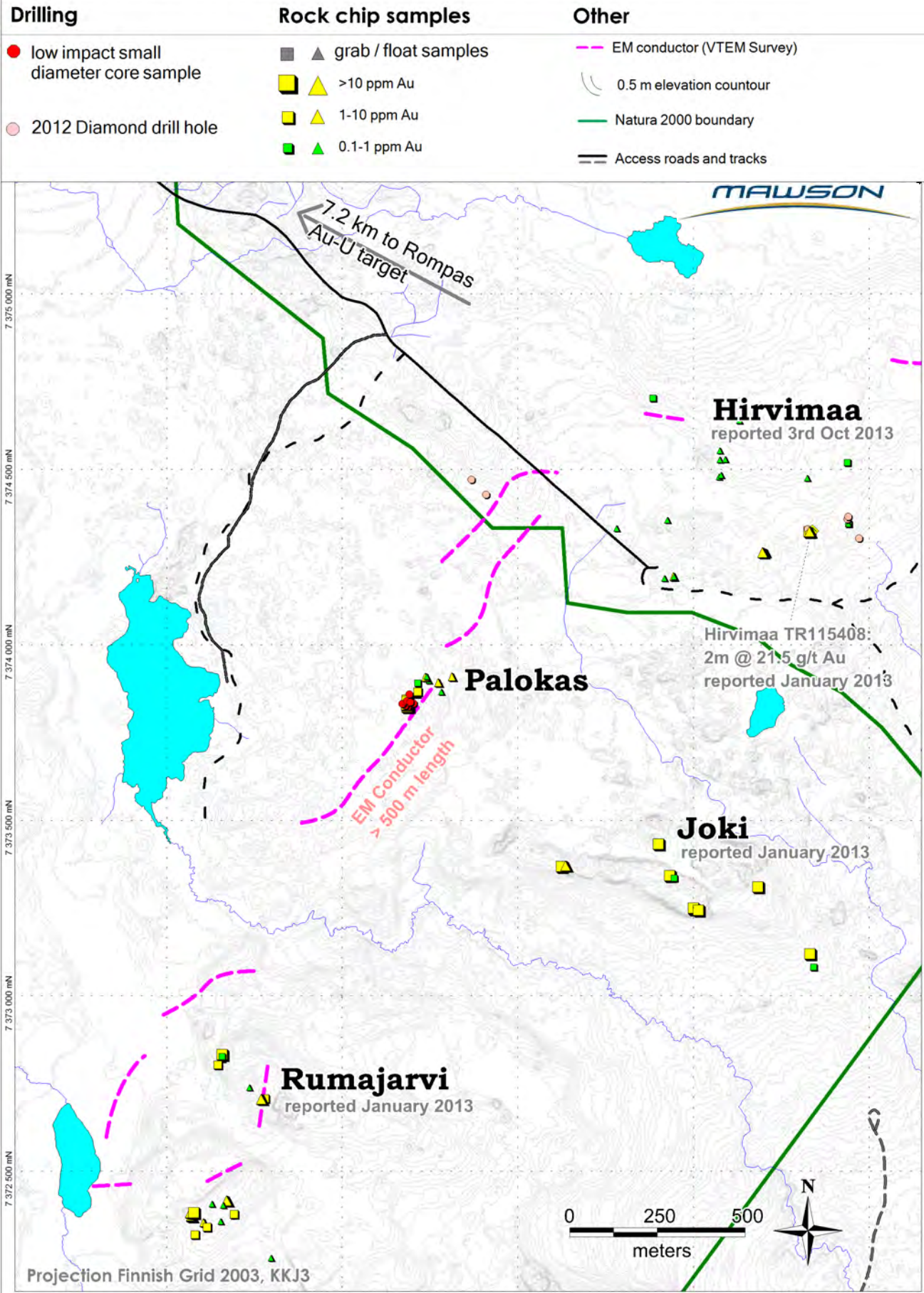
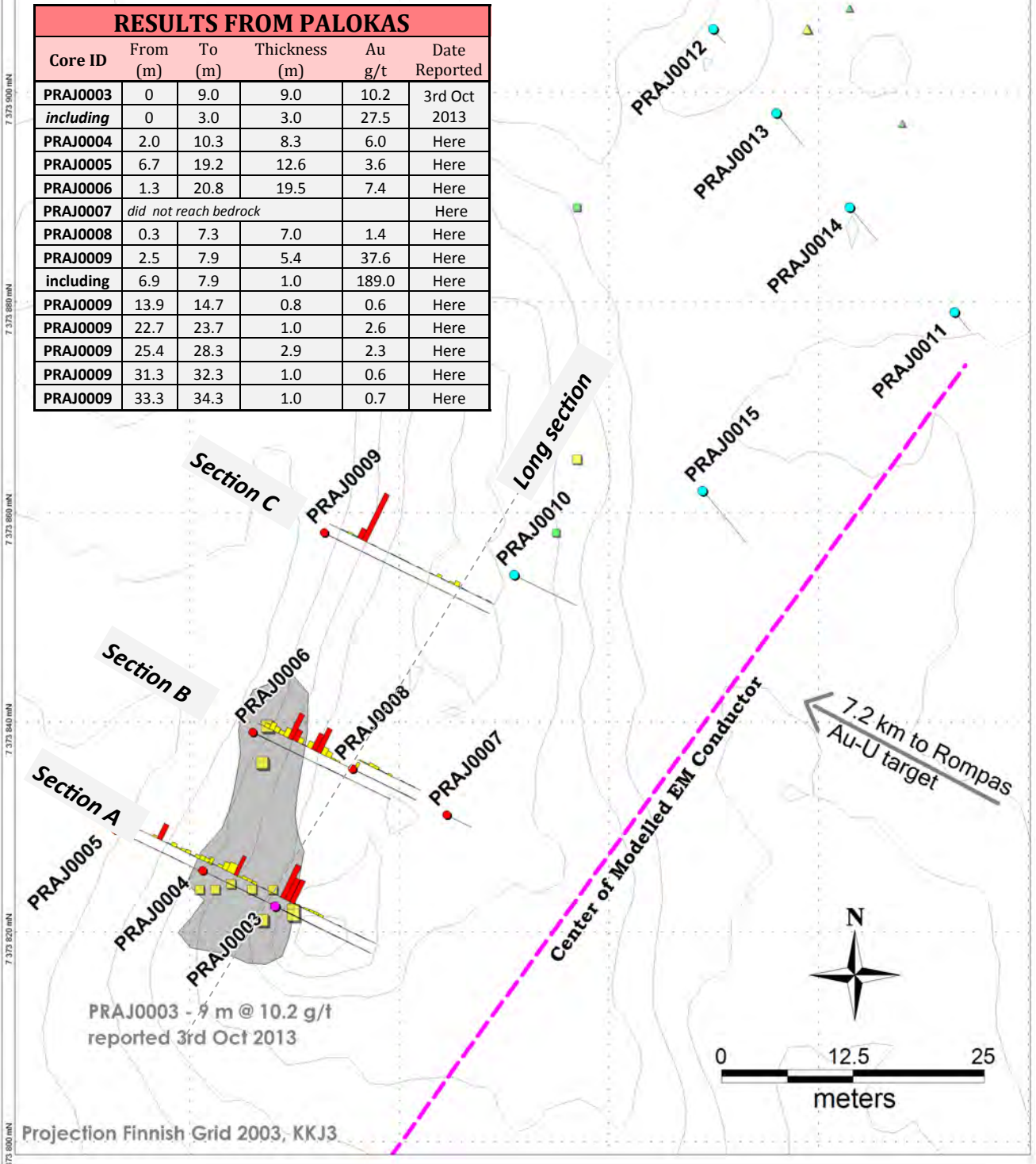


Figure 2: Summary of Surface Sampling and Low Impact Core Sampler, Palokas Prospect, Finland

| Drilling | Rock chip samples | Other |
|--|---------------------------------|---|
| ● new results - low impact small diameter core sample | ▲ float / grab, outcrop subcrop | ○ 0.5 m elevation contour |
| ● assays pending - low impact small diameter core sample | ▲ >10 ppm Au | — EM conductor (VTEM Survey) |
| ● reported - low impact small diameter core sample | ▲ 1-10 ppm Au | ■ Extent of "Palokas Discovery Outcrop" |
| | ▲ 0.1-1 ppm Au | |



| RESULTS FROM PALOKAS | | | | | |
|----------------------|------------------------------|--------|---------------|--------|---------------|
| Core ID | From (m) | To (m) | Thickness (m) | Au g/t | Date Reported |
| PRAJ0003 | 0 | 9.0 | 9.0 | 10.2 | 3rd Oct 2013 |
| <i>including</i> | 0 | 3.0 | 3.0 | 27.5 | Here |
| PRAJ0004 | 2.0 | 10.3 | 8.3 | 6.0 | Here |
| PRAJ0005 | 6.7 | 19.2 | 12.6 | 3.6 | Here |
| PRAJ0006 | 1.3 | 20.8 | 19.5 | 7.4 | Here |
| PRAJ0007 | <i>did not reach bedrock</i> | | | | Here |
| PRAJ0008 | 0.3 | 7.3 | 7.0 | 1.4 | Here |
| PRAJ0009 | 2.5 | 7.9 | 5.4 | 37.6 | Here |
| <i>including</i> | 6.9 | 7.9 | 1.0 | 189.0 | Here |
| PRAJ0009 | 13.9 | 14.7 | 0.8 | 0.6 | Here |
| PRAJ0009 | 22.7 | 23.7 | 1.0 | 2.6 | Here |
| PRAJ0009 | 25.4 | 28.3 | 2.9 | 2.3 | Here |
| PRAJ0009 | 31.3 | 32.3 | 1.0 | 0.6 | Here |
| PRAJ0009 | 33.3 | 34.3 | 1.0 | 0.7 | Here |



Projection Finnish Grid 2003, KKJ3

Figure 3: Palokas Cross Section A, Rompas Project, Finland

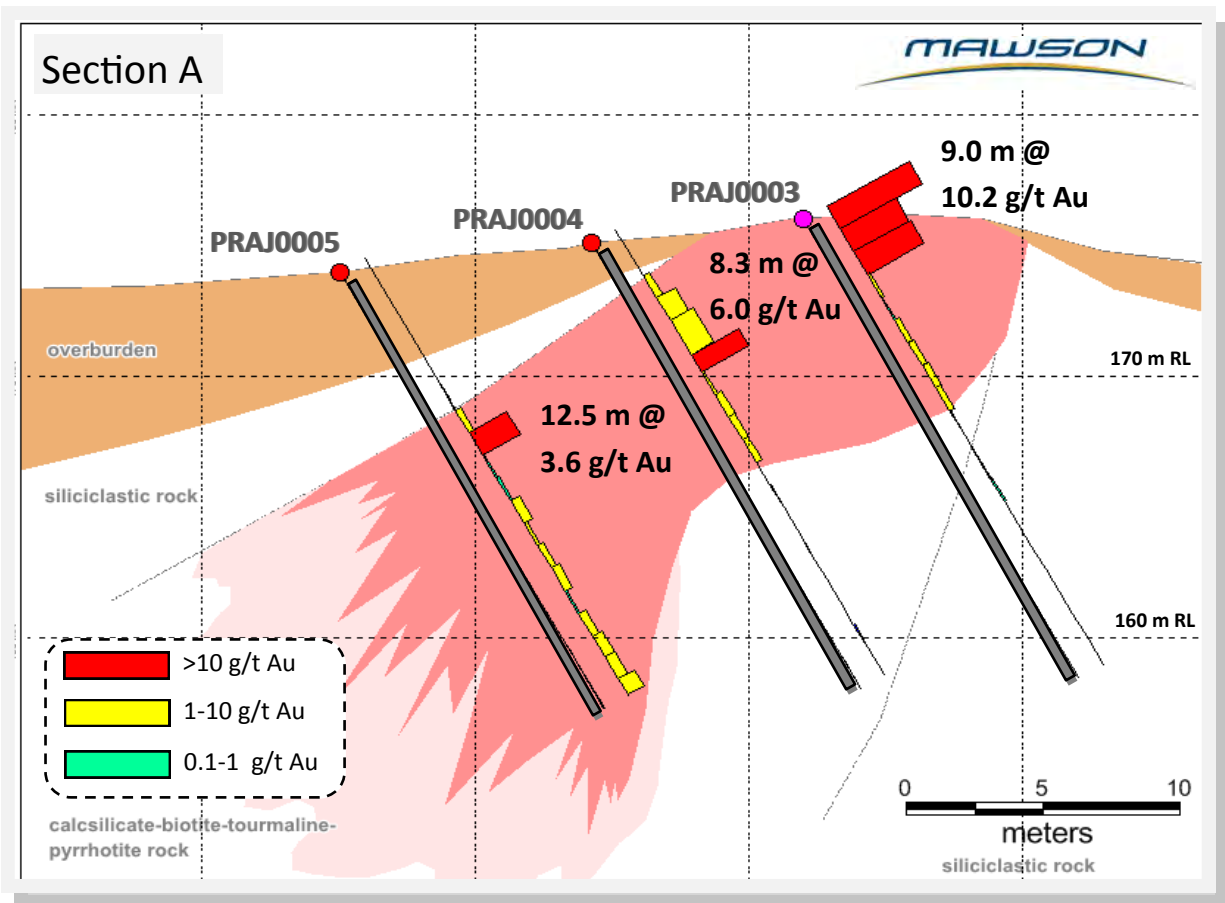


Figure 4: Palokas Cross Section B, Rompas Project, Finland

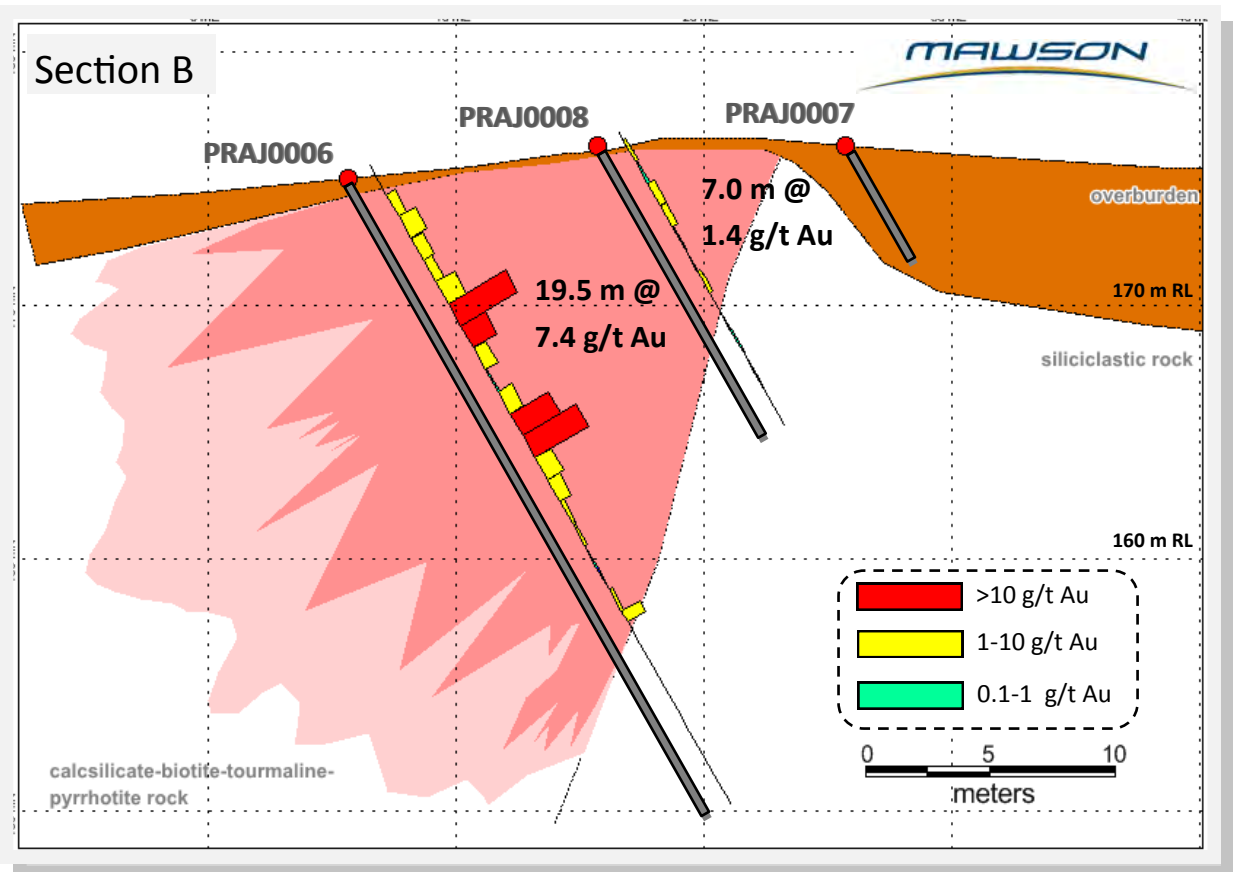


Figure 5: Palokas Cross Section C, Rompas Project, Finland

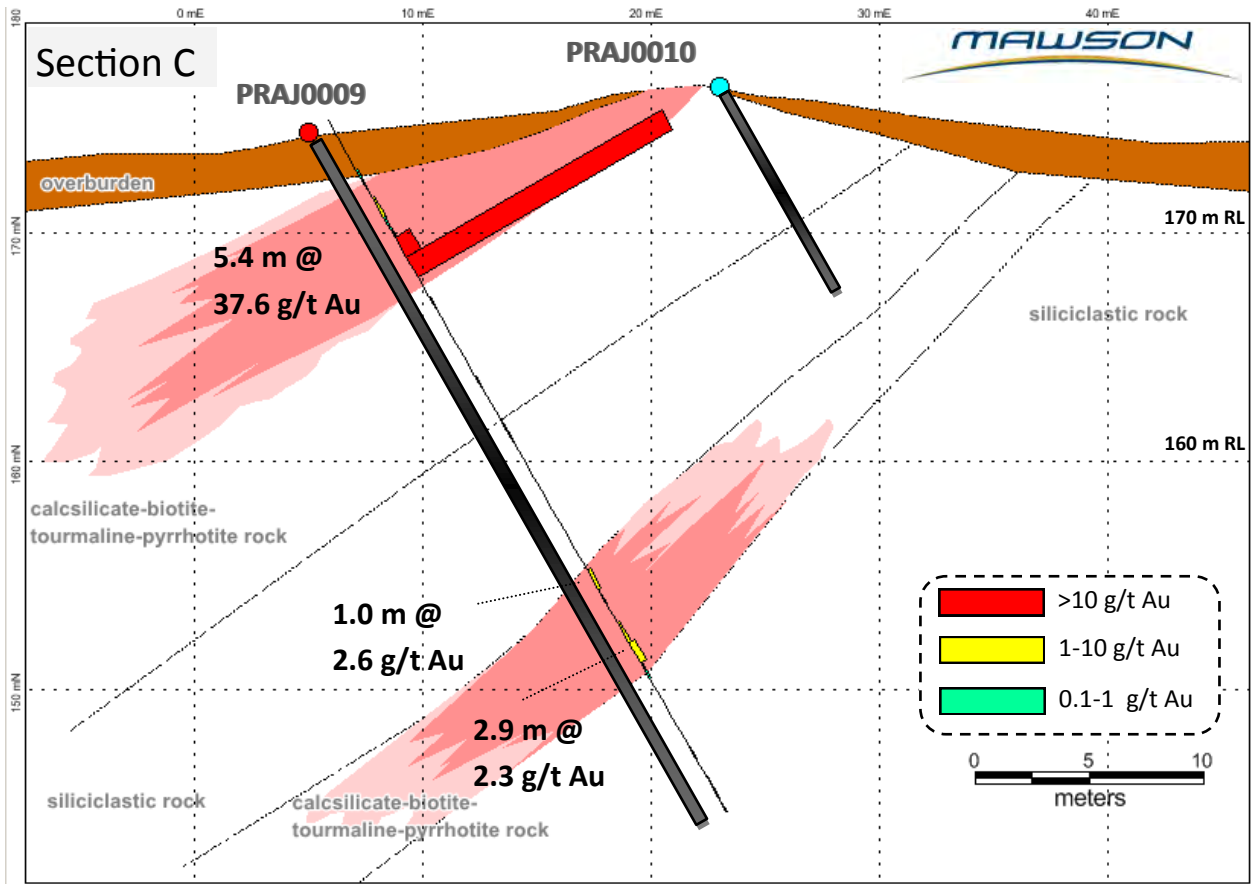


Figure 6: Palokas Longitudinal Section , Looking NW, Interpreted continuity > 5g/t gold, Rompas Project, Finland

