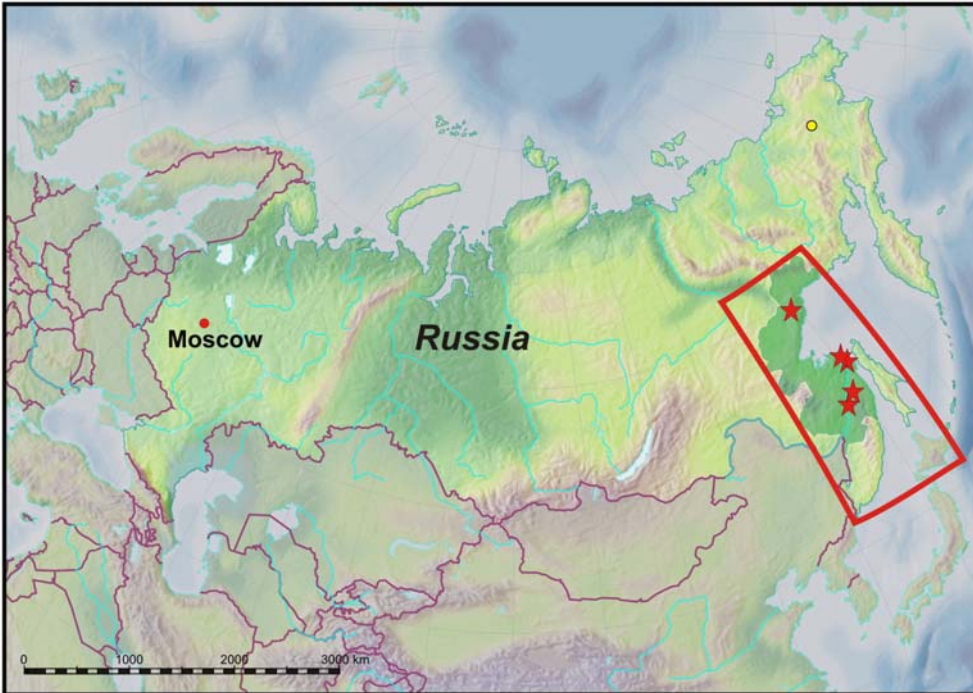
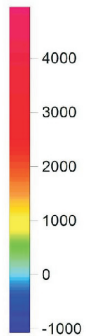


**FORTRESS MINERALS CORP.
PROPERTY LOCATION FIGURE
MALMYZH AND SVETLOYE
KHABAROVSK KRAI, RUSSIA**

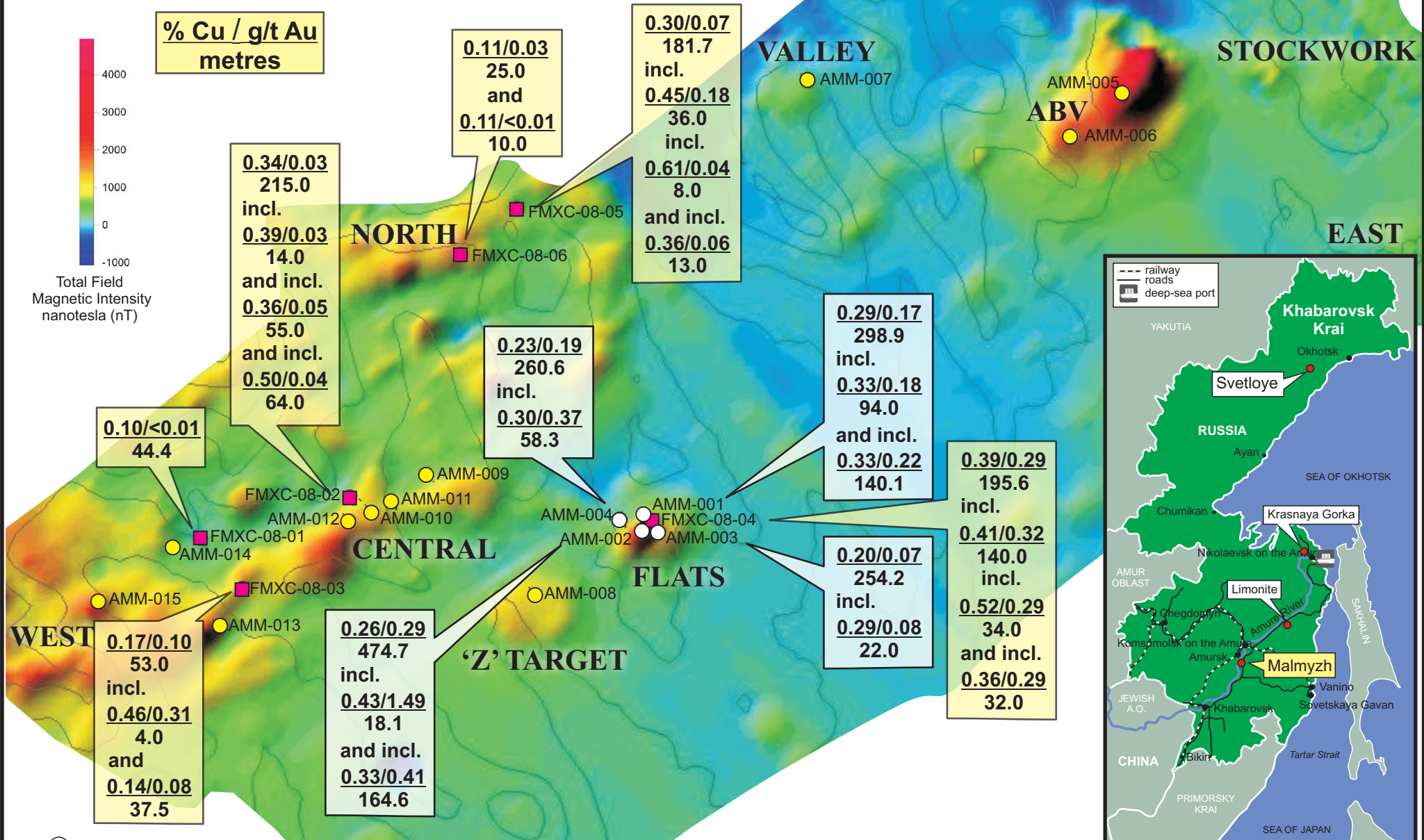


FORTRESS MINERALS CORP.
DRILL RESULTS
and GROUND MAGNETICS
MALMYZH PROPERTY, RUSSIA

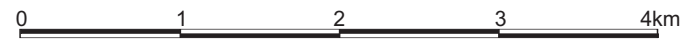
% Cu / g/t Au
metres



Total Field
Magnetic Intensity
nanotesla (nT)



- drill collar 2010
- drill collar 2010 results pending
- previous drill hole (Freeport)



0.10/<0.01
44.4

0.34/0.03
215.0
incl.
0.39/0.03
14.0
and incl.
0.36/0.05
55.0
and incl.
0.50/0.04
64.0

0.11/0.03
25.0
and
0.11/<0.01
10.0

0.30/0.07
181.7
incl.
0.45/0.18
36.0
incl.
0.61/0.04
8.0
and incl.
0.36/0.06
13.0

0.23/0.19
260.6
incl.
0.30/0.37
58.3

0.29/0.17
298.9
incl.
0.33/0.18
94.0
and incl.
0.33/0.22
140.1

0.39/0.29
195.6
incl.
0.41/0.32
140.0
incl.
0.52/0.29
34.0
and incl.
0.36/0.29
32.0

0.20/0.07
254.2
incl.
0.29/0.08
22.0

0.26/0.29
474.7
incl.
0.43/1.49
18.1
and incl.
0.33/0.41
164.6

0.17/0.10
53.0
incl.
0.46/0.31
4.0
and
0.14/0.08
37.5

FORTRESS MINERALS CORP.
DRILL RESULTS
and GROUND MAGNETICS
MALMYZH PROPERTY, RUSSIA

