GTGOLD

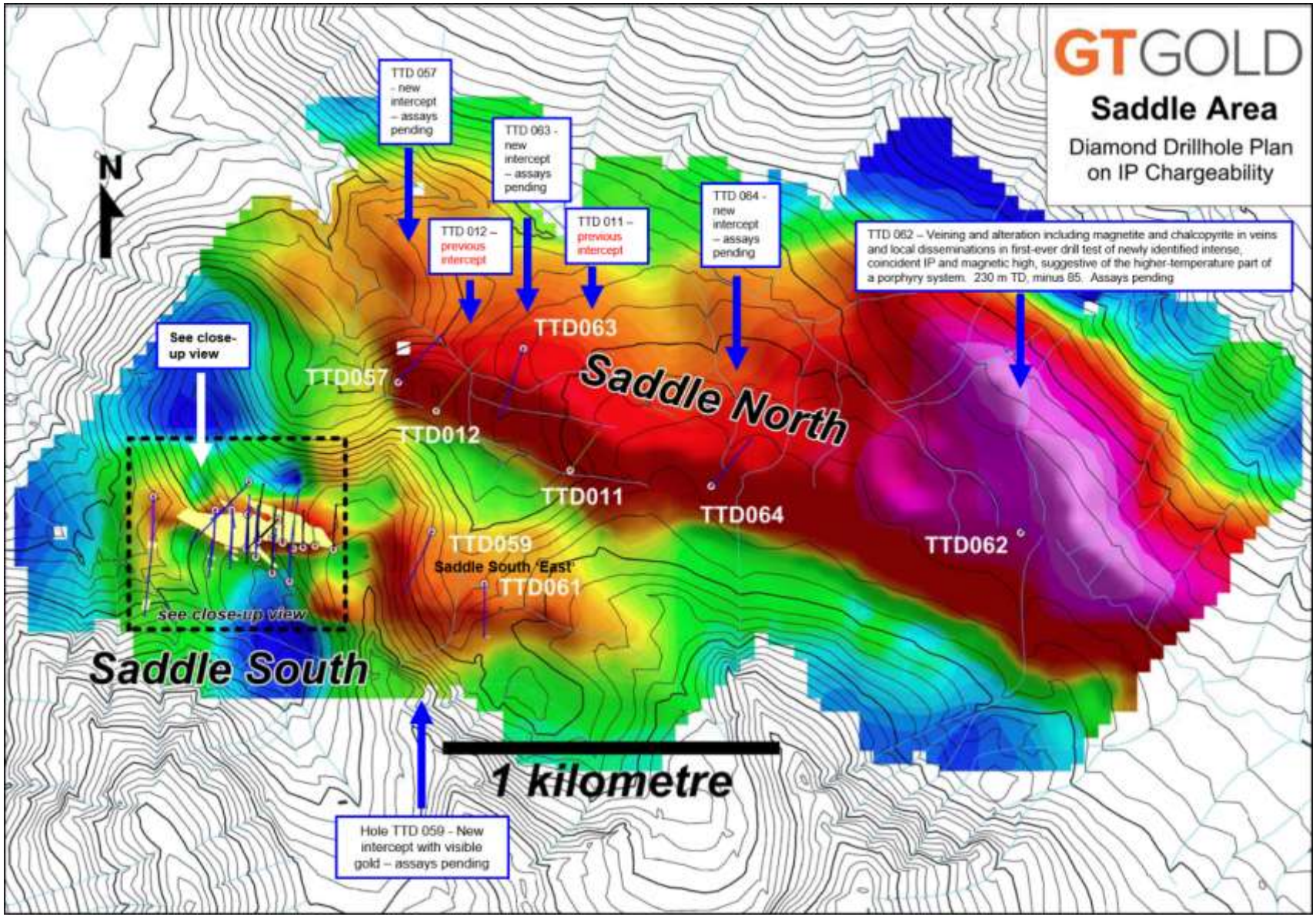
GTGOLD
Saddle Area
Diamond Drillhole Plan on IP Chargeability
N
TTD 057 - new intercept – assays pending
TTD 063 - new intercept – assays pending
TTD 012 – previous intercept
TTD 011 – previous intercept
TTD 064 - new intercept – assays pending
TTD 062 – Veining and alteration including magnetite and chalcopyrite in veins and local disseminations in first-ever drill test of newly identified intense, coincident IP and magnetic high, suggestive of the higher-temperature part of a porphyry system. 230 m TD, minus 85. Assays pending
See close-up view
TTD063
TTD057
Saddle North
TTD012
TTD011
TTD064
TTD062
TTD059
Saddle South 'East'
TTD061
see close-up view
Saddle South
1 kilometre
Hole TTD 059 - New intercept with visible gold – assays pending

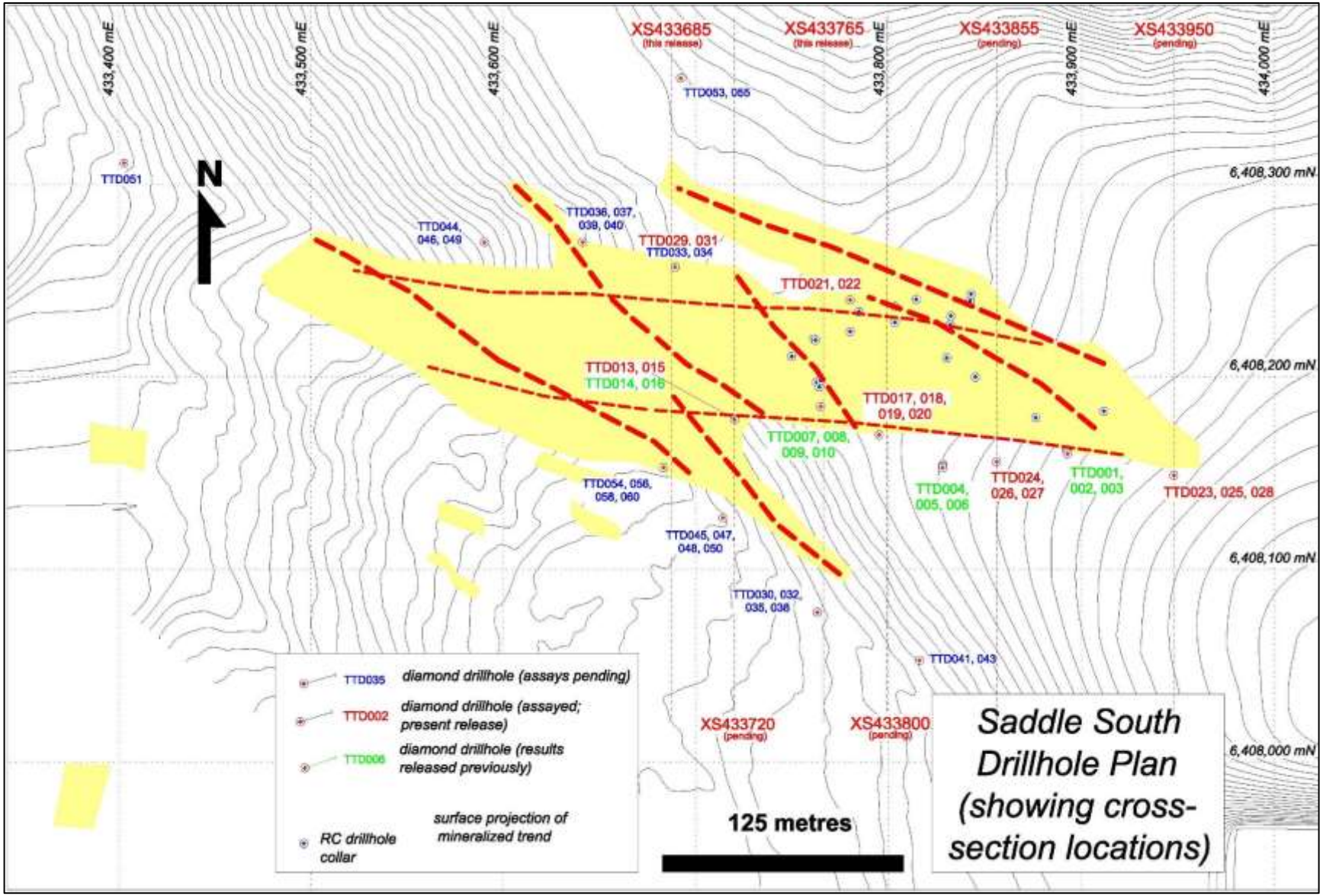
433,400 mE
433,500 mE
433,600 mE
433,800 mE
433,900 mE
434,000 mE
XS433685
(this release)
XS433765
(this release)
XS433855
(pending)
XS433950
(pending)
XS433720
(pending)
XS433800
(pending)
6,408,300 mN
6,408,200 mN
6,408,100 mN
6,408,000 mN
N
TTD051
TTD053, 055
TTD044, 046, 049
TTD036, 037, 039, 040
TTD029, 031
TTD033, 034
TTD021, 022
TTD013, 015
TTD014, 016
TTD017, 018, 019, 020
TTD007, 008, 009, 010
TTD004, 005, 006
TTD024, 026, 027
TTD001, 002, 003
TTD023, 025, 028
TTD054, 056, 058, 060
TTD045, 047, 048, 050
TTD030, 032, 035, 038
TTD041, 043
TTD035 diamond drillhole (assays pending)
TTD002 diamond drillhole (assayed; present release)
TTD006 diamond drillhole (results released previously)
RC drillhole collar
surface projection of mineralized trend
125 metres
Saddle South Drillhole Plan (showing cross-section locations)

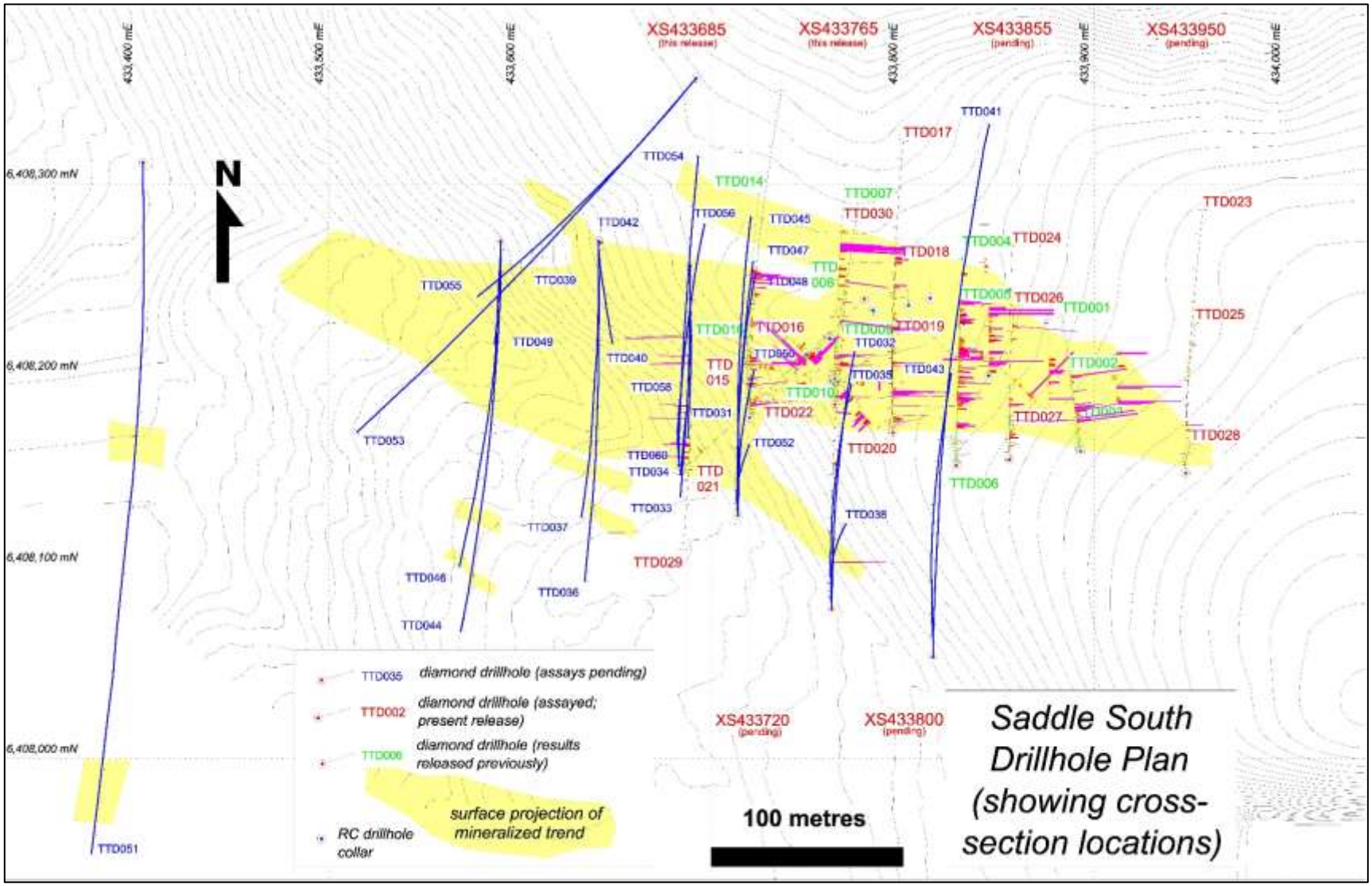
XS433685
(this release)
XS433765
(this release)
XS433855
(pending)
XS433950
(pending)
XS433720
(pending)
XS433800
(pending)
433,400 mE
433,500 mE
433,600 mE
433,700 mE
433,800 mE
433,900 mE
434,000 mE
6,408,300 mN
6,408,200 mN
6,408,100 mN
6,408,000 mN
N
TTD041
TTD017
TTD054
TTD014
TTD007
TTD030
TTD023
TTD042
TTD056
TTD045
TTD047
TTD018
TTD004
TTD024
TTD055
TTD039
TTD048
TTD 006
TTD005
TTD026
TTD001
TTD025
TTD049
TTD016
TTD019
TTD032
TTD040
TTD 015
TTD035
TTD043
TTD002
TTD058
TTD010
TTD022
TTD027
TTD053
TTD052
TTD020
TTD028
TTD034
TTD 021
TTD006
TTD033
TTD038
TTD037
TTD029
TTD046
TTD036
TTD044
TTD051
TTD035 diamond drillhole (assays pending)
TTD002 diamond drillhole (assayed; present release)
TTD006 diamond drillhole (results released previously)
surface projection of mineralized trend
RC drillhole collar
100 metres
Saddle South Drillhole Plan (showing cross-section locations)

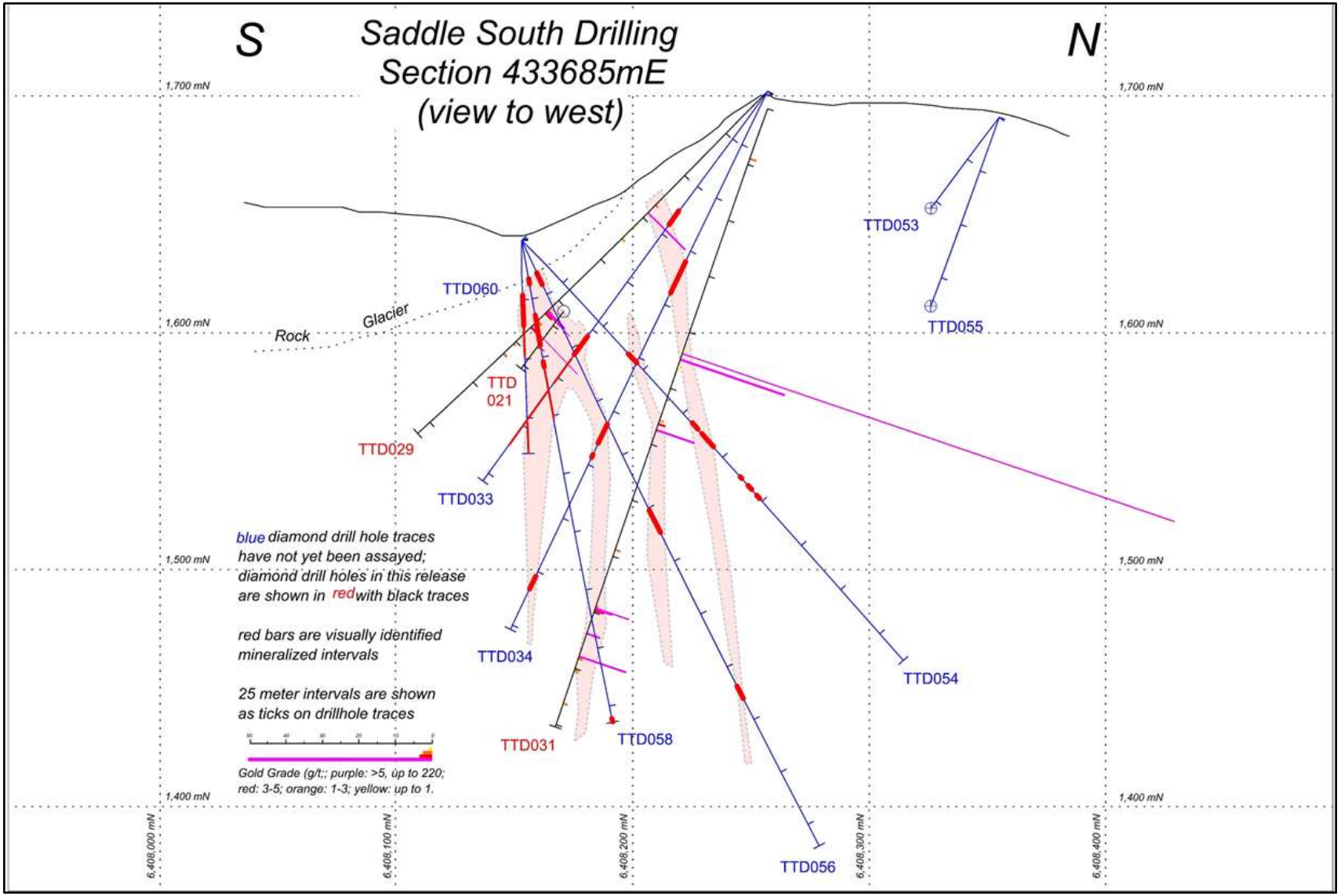
S
Saddle South Drilling
Section 433685mE
(view to west)
N
1,700 mN
1,600 mN
1,500 mN
1,400 mN
Rock
Glacier
TTD060
TTD053
TTD055
TTD 021
TTD029
TTD033
TTD034
TTD031
TTD058
TTD056
TTD054
blue diamond drill hole traces have not yet been assayed; diamond drill holes in this release are shown in red with black traces
red bars are visually identified mineralized intervals
25 meter intervals are shown as ticks on drillhole traces
Gold Grade (g/t;; purple: >5, up to 220; red: 3-5; orange: 1-3; yellow: up to 1.
6,408,000 mN
6,408,100 mN
6,408,200 mN
6,408,300 mN
6,408,400 mN

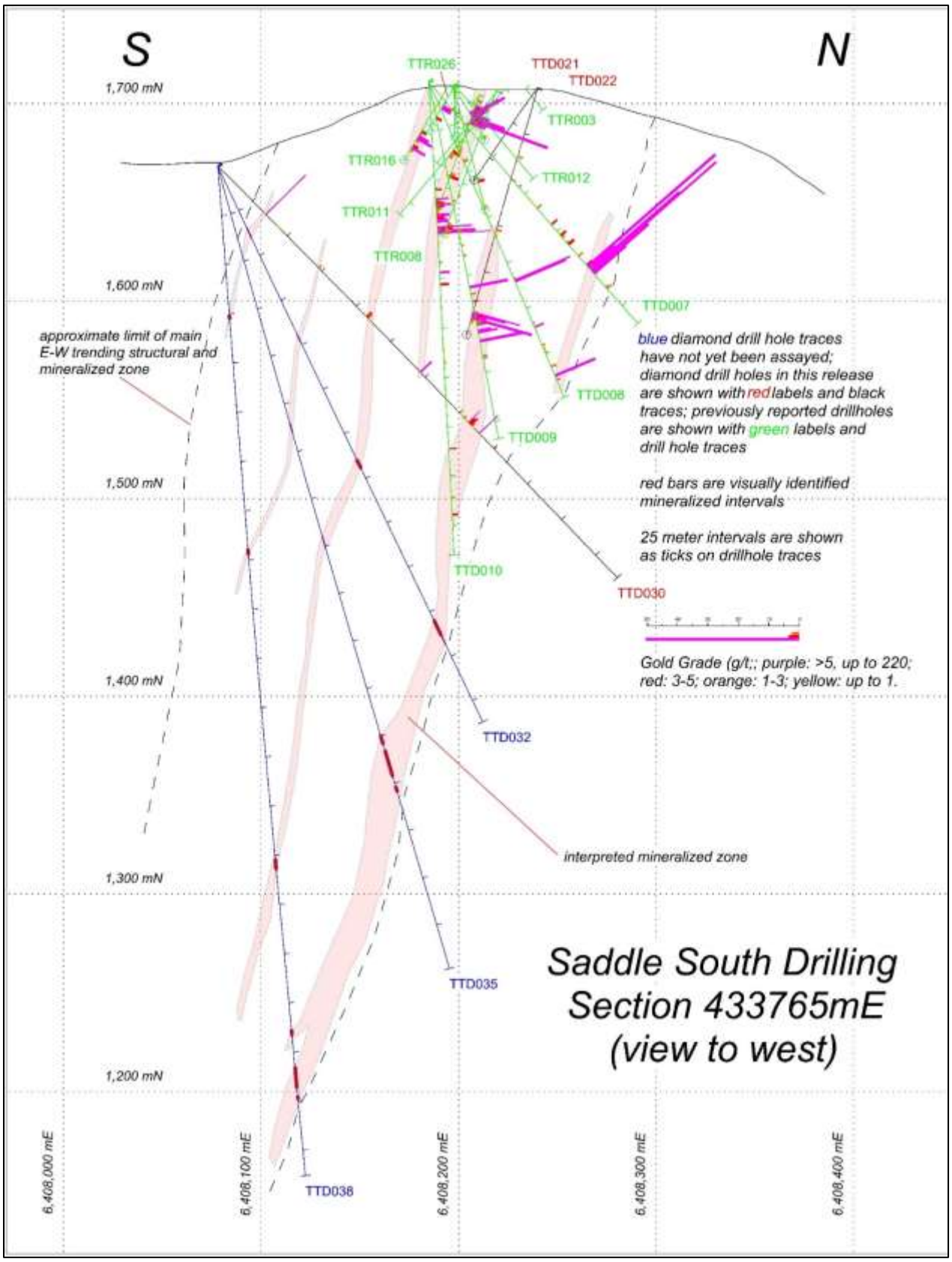
S
N
1,700 mN
1,600 mN
1,500 mN
1,400 mN
1,300 mN
1,200 mN
TTR026
TTD021
TTD022
TTR003
TTR016
TTR012
TTR011
TTR008
TTD007
TTD008
TTD009
TTD010
TTD030
TTD032
TTD035
TTD038
approximate limit of main E-W trending structural and mineralized zone
blue diamond drill hole traces have not yet been assayed; diamond drill holes in this release are shown with red labels and black traces; previously reported drillholes are shown with green labels and drill hole traces
red bars are visually identified mineralized intervals
25 meter intervals are shown as ticks on drillhole traces
Gold Grade (g/t;; purple: >5, up to 220; red: 3-5; orange: 1-3; yellow: up to 1.
interpreted mineralized zone
Saddle South Drilling
Section 433765mE
(view to west)
6,408,000 mE
6,408,100 mE
6,408,200 mE
6,408,300 mE
6,408,400 mE