

Intervals Greater than 0.3 g/t AuEq

- 0.3 - 0.5
- 0.5 - 1.0
- 1.0 - 2.5
- 2.5 - 5.0
- 5.0 - 10.0
- >10.0

Soils - Au (ppb)

- 54.46 - 720.00
- 20.63 - 54.46
- 6.50 - 20.63
- 3.20 - 6.50
- 1.80 - 3.20
- + 0.00 - 1.80

Assay results pending

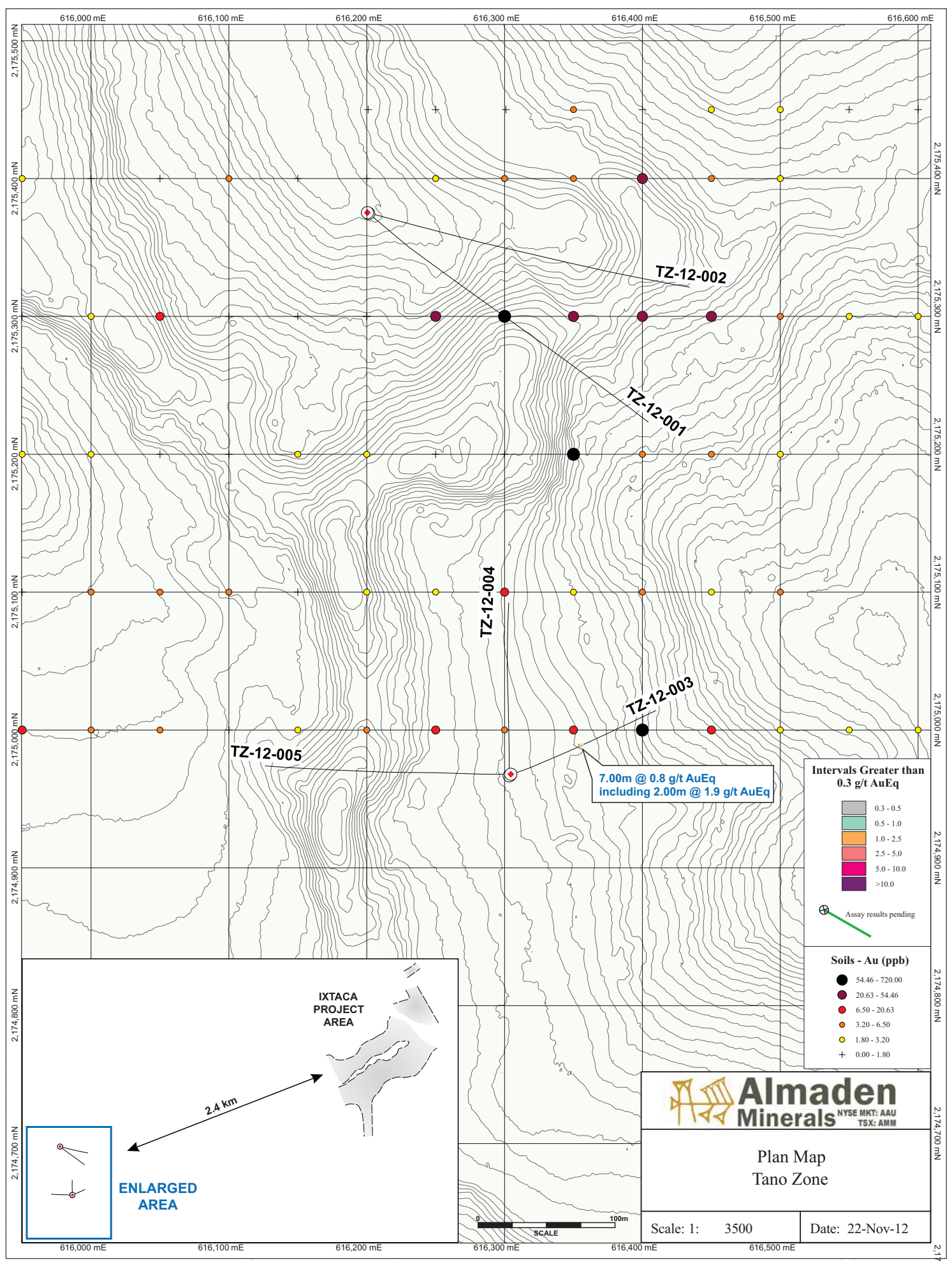
Hole ID	From (m)	To (m)	Interval (m)	Gold (g/t)	Silver (g/t)	Gold Eq (g/t)
TZ-12-003	89.00	96.00	7.00	0.7	2	0.8
including	89.00	91.00	2.00	1.8	5	1.9

Almaden Minerals
 NYSE MKT: AAU
 TSX: AMM

Section through hole TZ-12-003
 Looking N20W (+/- 25m)
 Tano Zone

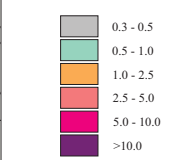
Scale: 1: 4000 Date: 22-Nov-12

Gold Equivalent (AuEq) is calculated using silver to gold ratios of 50 to 1.



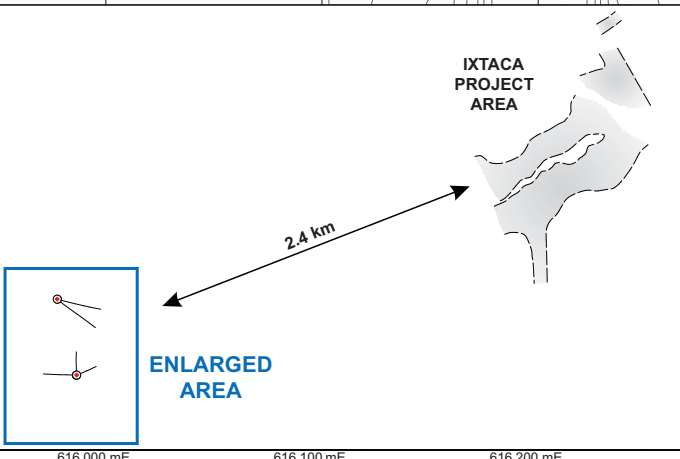

7.00m @ 0.8 g/t AuEq
including 2.00m @ 1.9 g/t AuEq

**Intervals Greater than
0.3 g/t AuEq**



Assay results pending

Soils - Au (ppb)



Almaden Minerals
NYSE MKT: AAU
TSX: AMM

Plan Map
Tano Zone

Scale: 1: 3500 Date: 22-Nov-12

